

N-type 565-585 Watt

MONO-FACIAL MODULE

N-Type

IEC61215(2016), IEC61730(2016)

ISO9001:2015: Quality Management System

ISO14001:2015: Environment Management System

ISO45001:2018

Occupational health and safety management systems



Key Features



SMBB Technology

Better light trapping and current collection to improve module power output and reliability.



PID Resistance

Excellent Anti-PID performance guarantee via optimized mass-production process and materials control.



Durability Against Extreme Environmental Conditions

High salt mist and ammonia resistance.



Hot 2.0 Technology

The N-type module with Hot 2.0 technology has better reliability and lower LID/LETID.



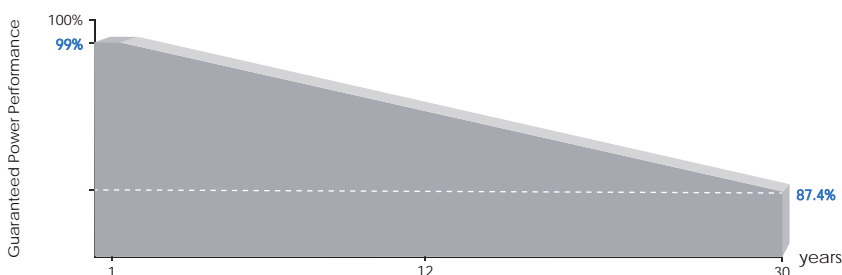
Enhanced Mechanical Load

Certified to withstand: wind load (2400 Pascal) and snow load (5400 Pascal).



CE

LINEAR PERFORMANCE WARRANTY

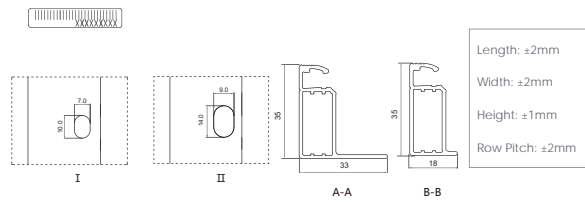
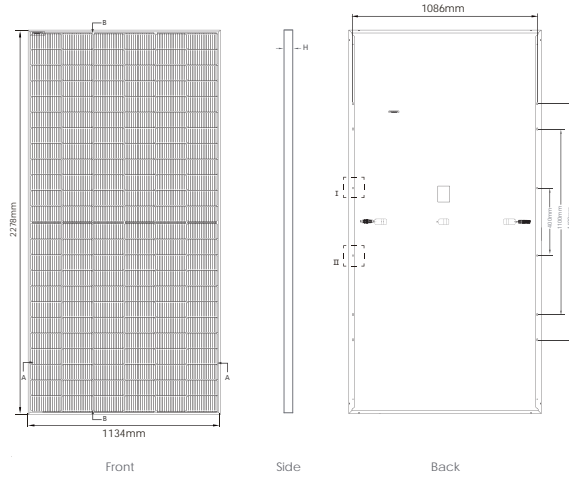


12 Year Product Warranty

30 Year Linear Power Warranty

0.40% Annual Degradation Over 30 years

Engineering Drawings

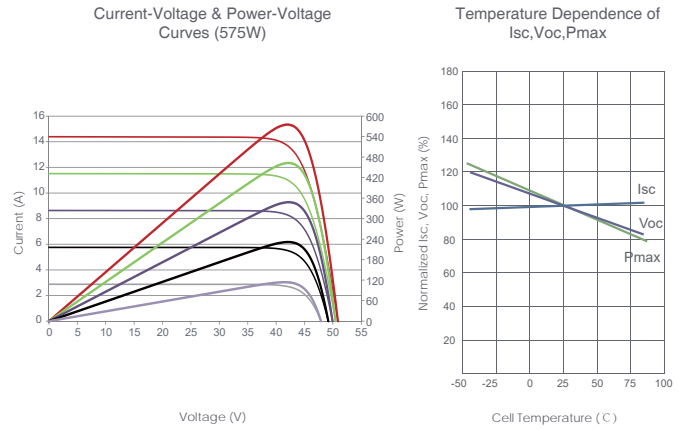


Packaging Configuration

(Two pallets = One stack)

36pcs/pallets, 72pcs/stack, 720pcs/ 40'HQ Container

Electrical Performance & Temperature Dependence



Mechanical Characteristics

Cell Type	N type Mono-crystalline
No. of cells	144 (6×24)
Dimensions	2278×1134×30mm (89.69×44.65×1.38 inch)
Weight	28 kg (61.73 lbs)
Front Glass	3.2mm, Anti-Reflection Coating, High Transmission, Low Iron, Tempered Glass
Frame	Anodized Aluminium Alloy
Junction Box	IP68 Rated
Output Cables	TUV 1×4.0mm ² (+): 400mm, (-): 200mm or Customized Length

SPECIFICATIONS

Module Type	ANM-N565W		ANM-N570W		ANM-N575W		ANM-N580W		ANM-N585W	
	STC	NOCT	STC	NOCT	STC	NOCT	STC	NOCT	STC	NOCT
Maximum Power (Pmax)	565Wp	425Wp	570Wp	429Wp	575Wp	432Wp	580Wp	436Wp	585Wp	440Wp
Maximum Power Voltage (Vmp)	41.92V	39.38V	42.07V	39.51V	42.22V	39.60V	42.37V	39.69V	42.52V	39.81V
Maximum Power Current (Imp)	13.48A	10.79A	13.55A	10.85A	13.62A	10.92A	13.69A	10.99A	13.76A	11.05A
Open-circuit Voltage (Voc)	50.60V	48.06V	50.74V	48.20V	50.88V	48.33V	51.02V	48.46V	51.16V	48.60V
Short-circuit Current (Isc)	14.23A	11.49A	14.31A	11.55A	14.39A	11.62A	14.47A	11.68A	14.55A	11.75A
Module Efficiency STC (%)	21.87%		22.07%		22.26%		22.45%		22.65%	
Operating Temperature(°C)	-40°C ~ +85°C									
Maximum system voltage	1000/1500VDC (IEC)									
Maximum series fuse rating	25A									
Power tolerance	0 ~ +3%									
Temperature coefficients of Pmax	-0.29%/°C									
Temperature coefficients of Voc	-0.25%/°C									
Temperature coefficients of Isc	0.045%/°C									
Nominal operating cell temperature (NOCT)	45±2°C									

*STC: Irradiance 1000W/m²

Cell Temperature 25°C

AM=1.5

NOCT: Irradiance 800W/m²

Ambient Temperature 20°C

AM=1.5

Wind Speed 1m/s